

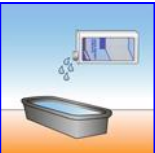


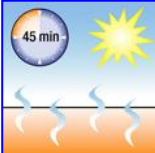


Natural Stone Kitchen Work Tops Treatment Instructions for Fabricators

General Information:	
<p>The surface to be treated must be clean and absorbent, in other words:</p> <ul style="list-style-type: none"> ■ the surface appearance must be even and uniform ■ there must not be any stains, marks or residues on the surface <p>Please also refer to the instructions for use and the technical information sheets of the products.</p>	
Cleaning	Please Note
<p>Dilute Lithofin MN Power-Clean 1:4 with water.</p>  <p>Apply the diluted product to the surface and distribute evenly.</p>  <p>Allow the product solution to work for several minutes, and then rinse off with water. Completely remove all residues of the cleaner.</p> <p>Allow the surface to dry (approx. 12 hours at 20°C) and protect it from moisture.</p>	<ul style="list-style-type: none"> ■ Do not use acidic products, since they will damage the surface of sensitive stones ■ Do not allow cleaning products to dry on the surface. Add water or a bit more product in case the cleaner solution dries too quickly.
Protecting	Please Note
<p>Product selection: Please see Page 2</p>  <p>Decant the appropriate Lithofin impregnator into a bucket or basin. Use a soft bristled brush or a sponge to apply the impregnator.</p>  <p>First apply the product to the front 20 cm of the bottom side and along the flanks of all cut outs. Then evenly and generously apply the product to the top side. Allow the impregnator to penetrate into the stone for approx. 20 minutes. A liquid film should be visible during this time.</p>   <p>Carefully and completely remove all product residues. Allow the work top to dry for min. 45 minutes before moving it.</p>	<ul style="list-style-type: none"> ■ The surface to be treated must be clean and completely dried out (max. 3% relative moisture). ■ Surface temperature: 10C° - 25C° ■ Apply evenly, avoid streaks and puddles. ■ Drying times at 20C°: Safe to handle after approx. 45 min. Safe to package after approx. 24 hours Completely dried out after 48- 72 hours ■ Do not use vacuum lifting pads. ■ Include care instructions (Method Statement No. 53) for the customer.

Protective Treatment Product Selection								
	Hard Stone (polished)		Hard Stone (honed / brushed)		Soft Stone ¹⁾ (polished)		Soft Stone ¹⁾ (honed / brushed)	
	yes	no	yes	no	yes	no	yes	no
Colour Intensification	<input checked="" type="checkbox"/>	--	<input checked="" type="checkbox"/>	--	<input checked="" type="checkbox"/>	--	<input checked="" type="checkbox"/>	--
Lithofin Nano TOP	<input checked="" type="checkbox"/>	--	<input checked="" type="checkbox"/>	--	<input checked="" type="checkbox"/>	--	<input checked="" type="checkbox"/>	--
Lithofin MN Stain-Stop	--	<input checked="" type="checkbox"/>	--	<input checked="" type="checkbox"/>	--	<input checked="" type="checkbox"/>	--	--
Lithofin FVE	<input checked="" type="checkbox"/>	--	<input checked="" type="checkbox"/> ²⁾	--	<input checked="" type="checkbox"/>	--	<input checked="" type="checkbox"/>	--
Lithofin SV-2K Special Sealer	--	--	--	--	--	--	--	<input checked="" type="checkbox"/>

Directions for Use: Please see instructions on the product label. Some natural stone require extra attention because of their technical properties. Stones such as Pietra Serena, Alta, Oppdal, Flammet and all non-polished gabbros (such as Nero Assoluto, Zimbabwe Black, Nero India, Impala) will turn very dark.
¹⁾ Impregnators do not protect against acid. ²⁾ Highly suitable for dark stones.

Resin Treated Surfaces
Pre-treated surfaces may have highly altered absorption rates. On resin treated surfaces we recommend using solvent based products.

Problem...	...Solution
Oil, grease and similar residues	Lithofin MN Power-Clean or Lithofin WEXA
Wax, lacquer, sealants	Lithofin WAX-OFF
Deeply engrained oil stains	Lithofin OIL-EX
Calcium deposits on acid resistant stones	Lithofin MN Builders' Clean
Calcium deposits on non acid resistant stones	Lithofin MN Power-Clean (plus white nylon pad)
Metal abrasion	Lithofin Abra-CLEAN ^{x)}
Rubber	Lithofin WAX-OFF
Labels, stickers	Lithofin WAX-OFF
Rust on acid resistant stones	Lithofin MN Builders' Clean
Rust on non acid resistant stones	Lithofin Rust-EX

^{x)} Soft stones may become slightly shiny

Health and Safety:
Please follow the instructions on the product label closely. When working with corrosive and strongly degreasing products wear protective gloves, boots and goggles. Always ensure appropriate ventilation.

△ This information is a summary of practical experiences intended to make the selection and use of stone care products easier. All recommendations are to be considered non-binding and must be adapted to local conditions and materials. Please follow the instructions on the product label closely. Always test the products in an inconspicuous area or a left over piece or cut-off.

■ The Professional Solution

Distribution in UK and Ireland:

CASDRON Enterprises Ltd. · Alresford, Hampshire SO24 9QF · Phone: +44 (0)1962 732 126 · Fax +44 (0)1962) 735 373
 Manufactured in Germany by: LITHOFIN AG · 73240 Wendlingen · e-mail: info@lithofin.de www.lithofin.co.uk